

QLUXF50001200LED9WD Series

Dim to Warm LED Tape



CRI	>95
R9 Value	>90
Lumens per foot	325lm/ft
LED's per foot	72 LEDs/ft
Cut Lengths	51mm (2")
Watts per foot	5W/ft
Input Voltage	24V DC
Luminous Efficiency	70lm/W
Tape width	10mm
Max. run	30F/9M



RoHS



FEATURES

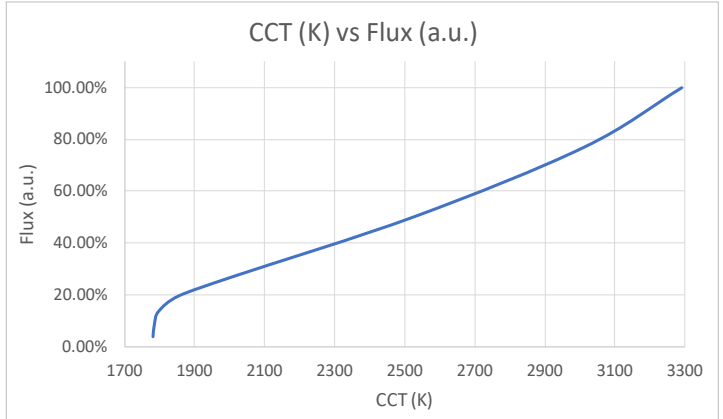
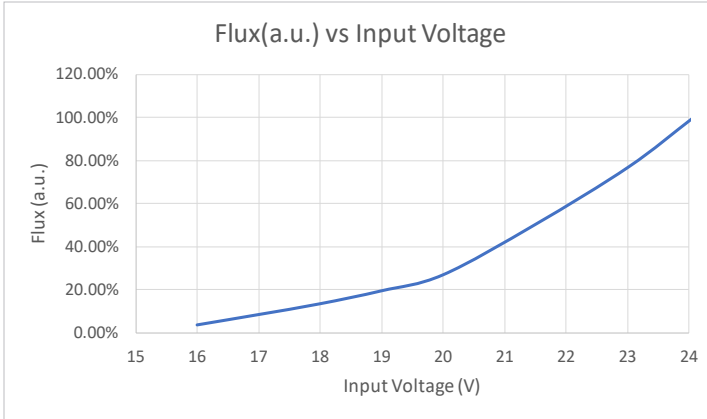
- High CRI >95 and high R9 >90, TLCI-2012 95
- Warm to Dim adjustable CCT tuning range from 1800K to 3200K
- Title 24 Compliant
- Maximum run length 30F/9M meters
- LM80 2835 LEDs
- Uniform, Linear light output
- IP rating available IP20, IP54, and IP64
- Tight binning less than 3 MacAdam Ellipses
- UL Listed
- 50,000 hour rating
- Ideal for use with LTF UniDriver series 24V constant voltage LED drivers

MODEL SPECIFICATIONS

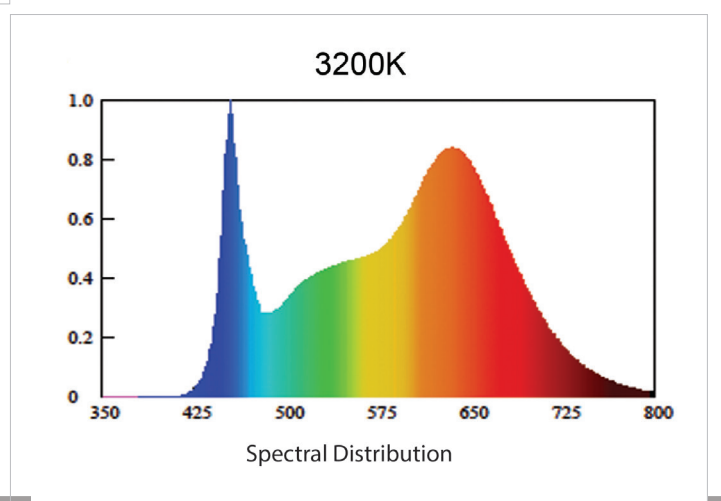
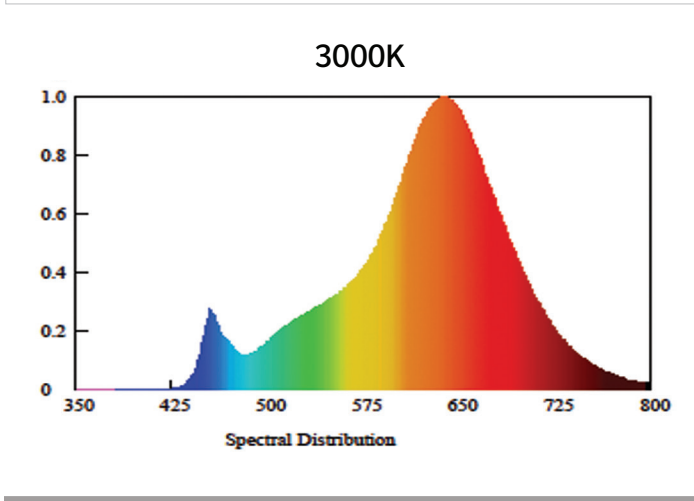
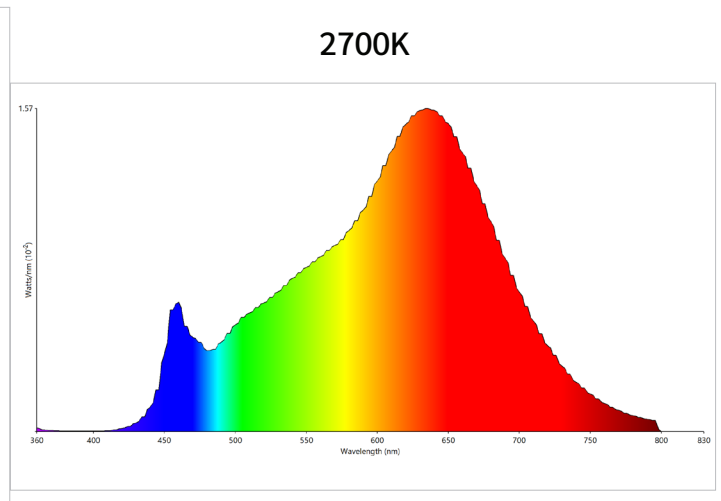
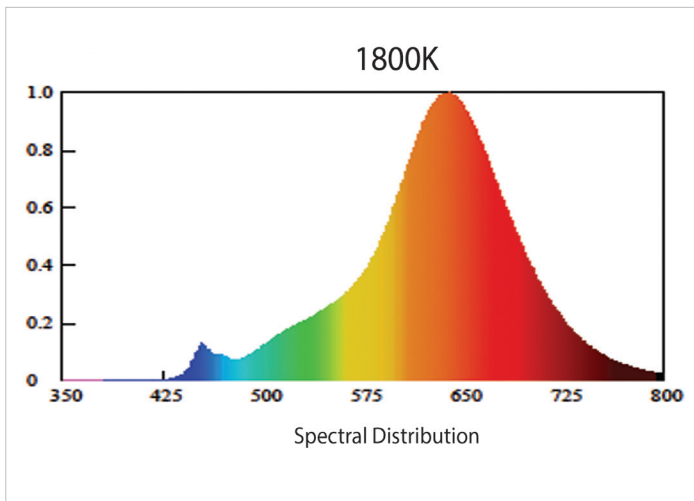
Model Number	Input Voltage	CCT	IP	lm/m*	W/m*	lm/W*	Reel Length
QLUXF50001200LED92718WD	24V DC	2700K to 1800K	IP20	1039lm/m*	16W/m*	65lm/W	5m
QLUXF50001200LED93018WD		3000K to 1800K		1150lm/m*	16W/m*	71lm/W	5m
QLUXF50001200LED93218WD		3200K to 1800K		1100lm/m*	16W/m*	70lm/W	5m

*Measurements based on 24V input voltage

DIMMING CURVES

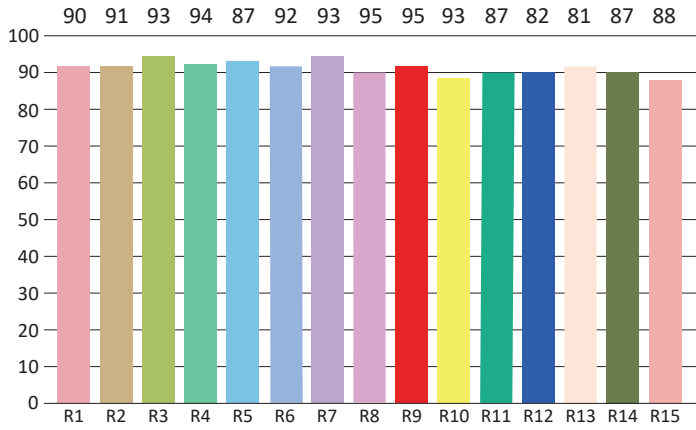


SPECTRORADIOMETRIC PARAMETERS

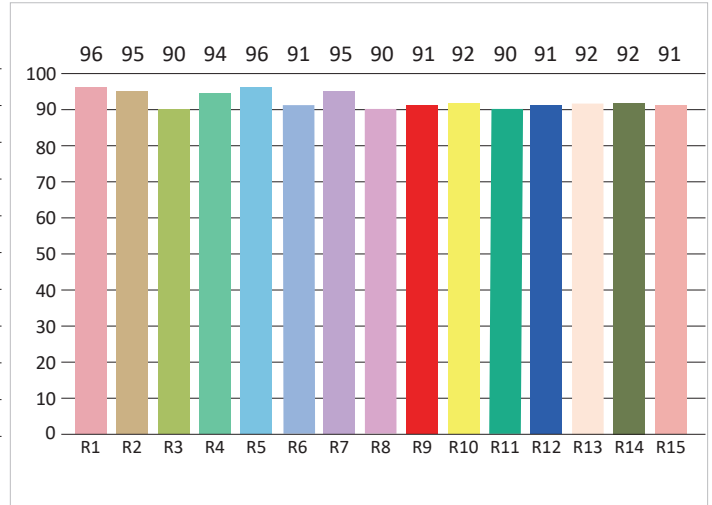


CRI TEST

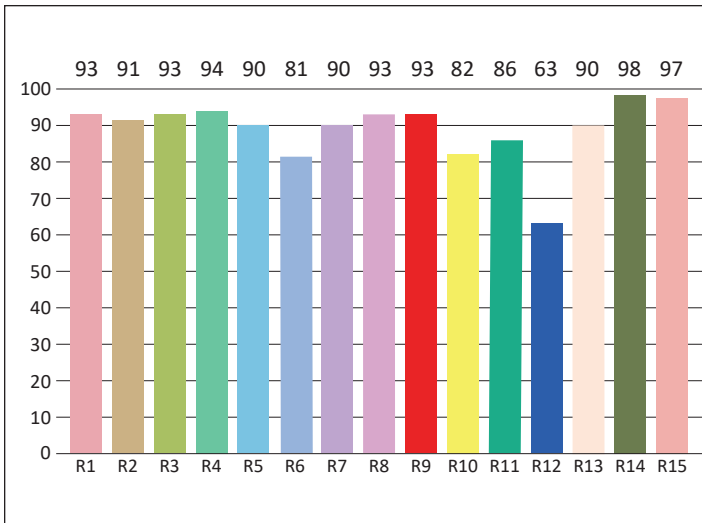
1800K



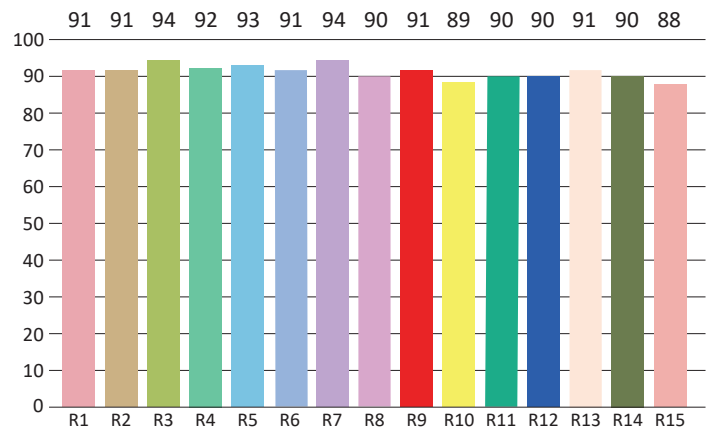
2700K



3000K



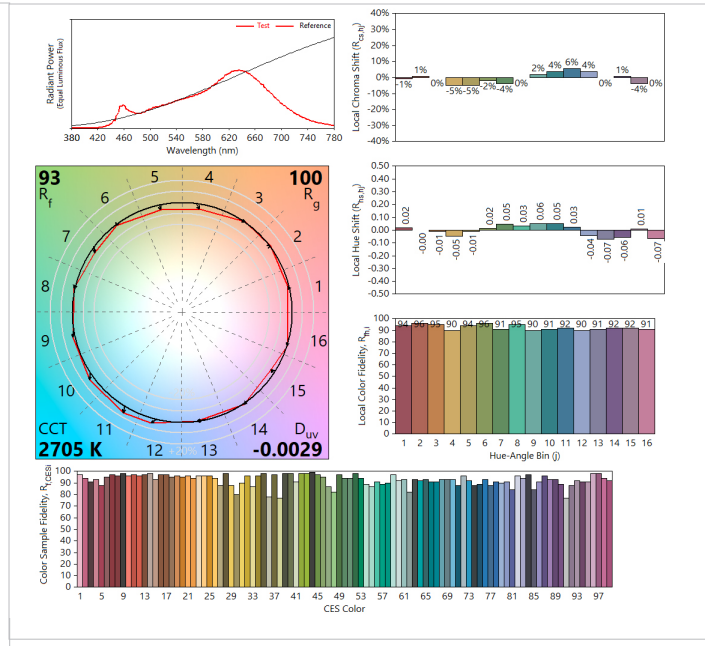
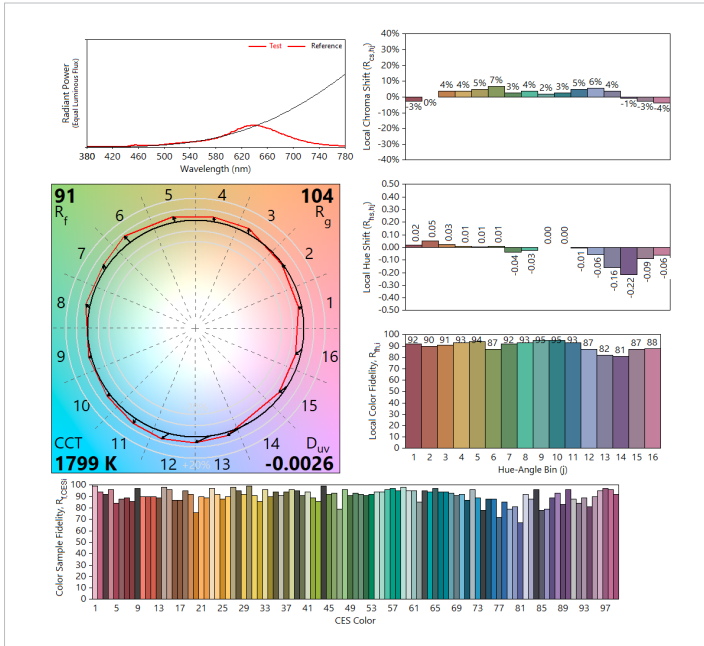
3200K



TM-30 CHART

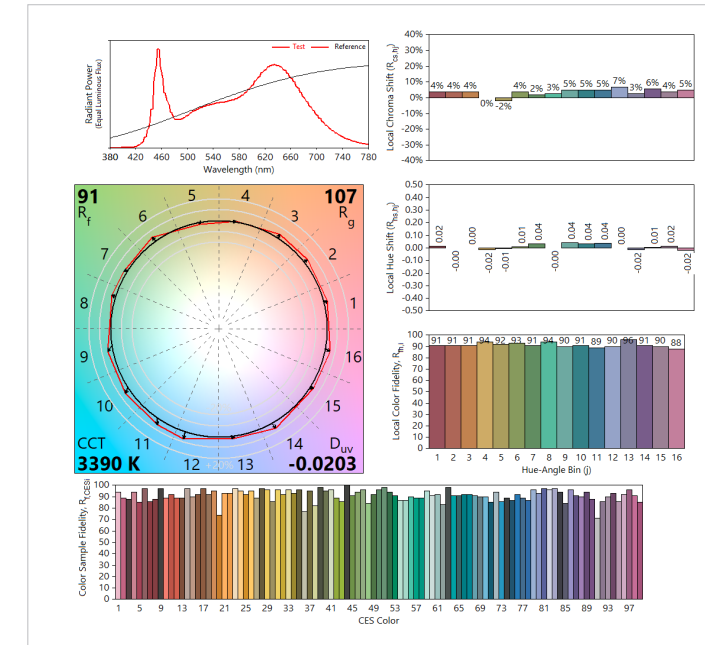
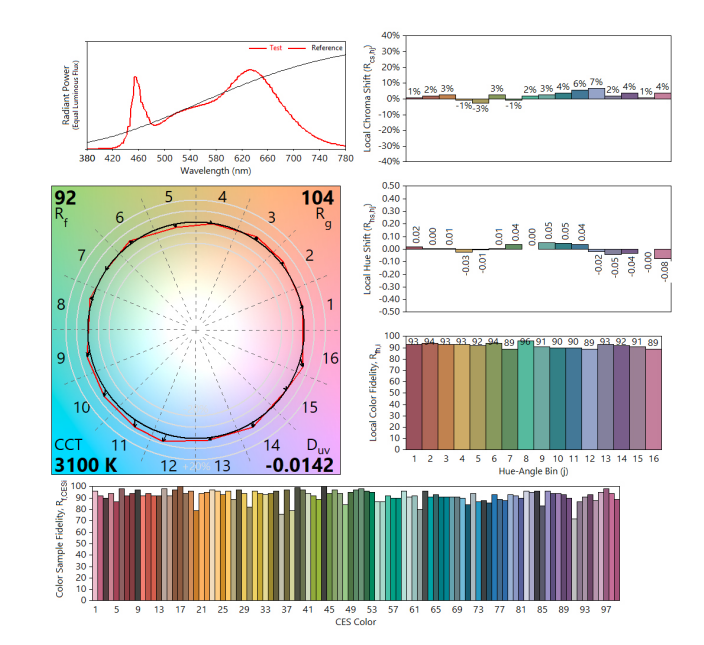
1800K

2700K



3000K

3200K



CHARACTERISTICS

PERAMETER		RATED VALUE	UNIT
Forward Voltage DC	VF	24VDC	V
Forward Current	IF	220	mA/12"
Power	PD	5	W/12"
CRI	Ra	+95	/
Luminous Flux	Φ	324 lm	Lm (12")
PCB Width	W	10	mm
Copper Thickness	T	3	OZ
Min. Buckling Radius	R	≥50	mm
Viewing Angle @ 50% Iv	2Θ	120	deg
Static Electricity	ESD	800	V
Junction Temperature	Tj	115	*C
IP Grade	IP	IP20 not waterproof	
LED Color Temperature	CCT	3200K dims to 1800K	K
LED Flux	LM	5lm/LED	lm

Θ is half viewing angle at 50% Iv
 Luminous Flux testing acceptable tolerance ±10%
 CRI testing acceptable tolerance: -1
 Voltage testing acceptable deviation" ±1V






The CCT of the LED strip will change after the strip is glued
 Luminous Flux is the brightness of 1m
 The item is high power, remember to use with aluminum profile for heat dissipation

COMPATABLE LED DRIVERS

Model Number	Output Voltage
DS96W24VBR1UD-3002	24V Constant Voltage Driver

For tape lengths less than full 5M reel, use appropriate LTF 24V drivers to match tape load power rating under worse scenarios.

LED TAPE CONNECTORS

MODEL NUMBER	DESCRIPTION	
300-0035	Type "I" Tape to Tape snap connector	
300-0036	Type "I" 2 PIN Tape to Power snap connector with 6" inch wire	
300-0037	Type "I" 2 PIN Tape to Tape snap connector with 6" inch wire	
300-0038	Type "I" Tape to Tape screw connector	
300-0039	Type "L" Tape to Tape screw connector	

MECHANICAL SPECS

