

## DL215W350C2443WZ5-0000

### 5 Channel Low Voltage Constant Current



Input Voltage	24V
Power Factor	>0.95
Case TC	85°C Max.
Protection	Input / Output
Storage	-30°C / +90°C
Humidity	95% RH Max.
IP Rating	IP64
Class	Class 2 Power Supply
Dimming	Wireless
Constant Current	350mA*



### FEATURES

- 5 Channel output WIZ enabled RGBWW LED lighting.
- Works with LTF DC 24V power supplies.
- Wireless-enabled RGBWW dimming, color tuning, and scheduling via WIZ app.
- Title 24 Compliant.
- Excellent choice for integration with low-voltage LED fixtures.
- Available options 100 to 700mA per channel.
- Aluminum casing for optimal heat dissipation.
- UL recognized/ listed, meets UL 8750, 1310 requirements.
- Auto-reset; short circuit, overload, and thermal protection.
- Low profile, small form factor, junction box mountable.
- Class 2 power supply.
- Efficient, High power factor > 0.9.
- Extended antenna with self-adhesive antenna

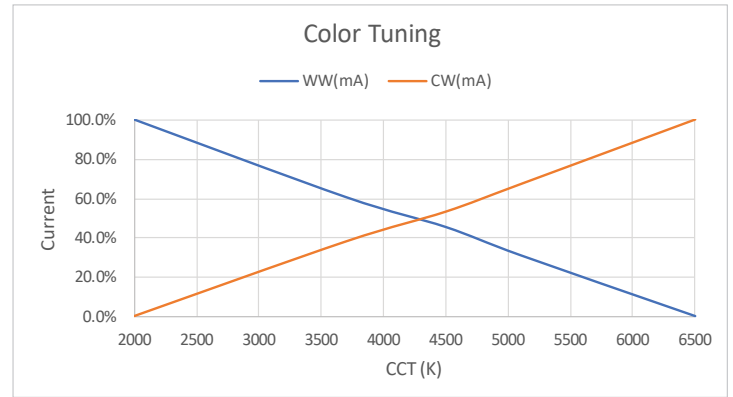
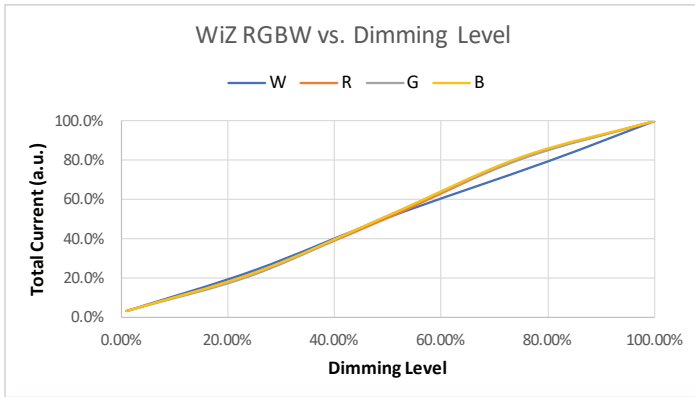
[Click here to download WiZ app](#)

### MODEL SPECIFICATIONS

CONSTANT CURRENT					
Model Number	Input Voltage	Wattage	Output Voltage	Output Current	Available Form Factor
DL215W350C2443WZ5-0000	24V DC 0-50KHz	15W	24 - 43V DC	350mA* per channel	R8

\* Available options to order 100 to 700mA per channel

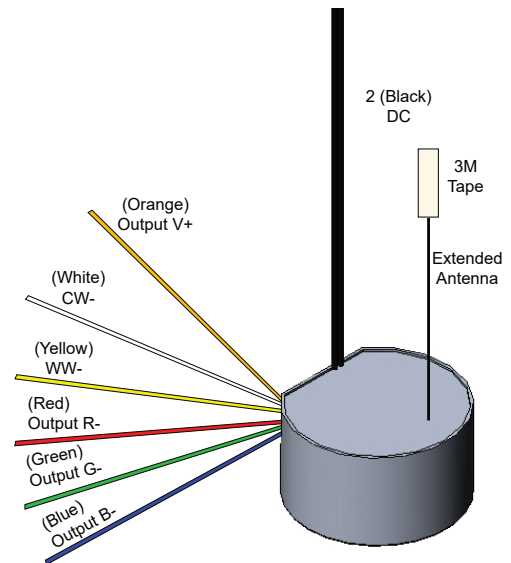
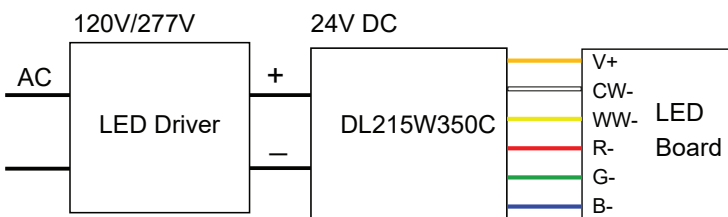
### DIMMING CURVES



### WIRING DIAGRAM

#### R8 (D-shape)

Color	Connection
2 Black Wires	24V DC INPUT
Orange Wire	Output V+
White Wire	Output CW-
Yellow Wire	Output WW-
Blue	Output B-
Red	Output R-
Green	Output G-



**MECHANICAL SPECS**

FORM FACTOR	DIMENSIONS
R8 (D shape)	ø50 x 28.1mm

**R8**

