

## Chip Scale Package LED Board

QLUX10W350C28V30K9CR



|                       |                        |
|-----------------------|------------------------|
| <b>Wattage</b>        | 10W                    |
| <b>Available CCT</b>  | 3000K                  |
| <b>Lumens</b>         | 822                    |
| <b>Efficacy</b>       | 83.0 LM/W              |
| <b>Number of LEDs</b> | 45                     |
| <b>Beam Angle</b>     | 160°                   |
| <b>Dimensions</b>     | 83.90 X 41.95 X 3.50mm |



### FEATURES

- High color rendering index (CRI) 90+
- High efficacy lumen output
- LM-80 compliant LEDs
- Tight Binning 3 Step Mac Adam Ellipses
- Uniform & crisp light source intensity
- Hot Spot Free Design
- Exceed ENERGY STAR lumen maintenance requirements
- Extra thin low profile
- Low heat generation, easy thermal management
- Easy to fit in new design or retrofit applications

### APPLICATIONS

Ideal for new and retrofit architectural designs and lighting fixtures.

#### Indoor Lighting

- Recessed can light
- Ceiling light
- Wall sconces
- Table lamps
- Fixtures
- Signage

#### Outdoor Lighting

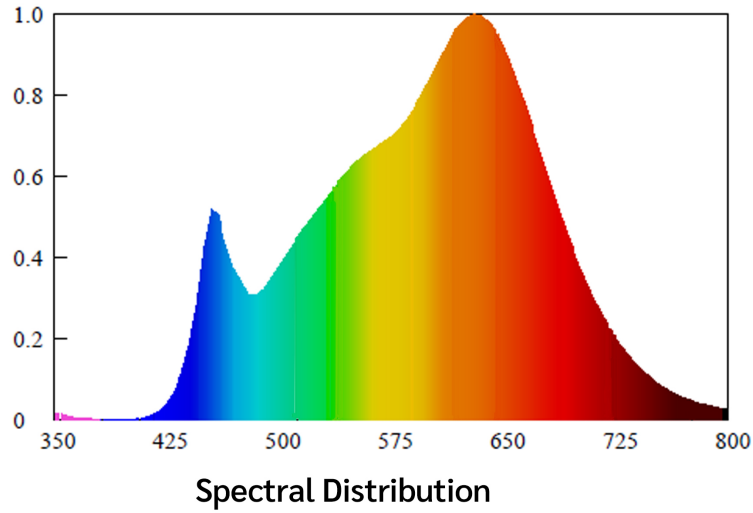
- Street light
- Marker light
- Wall sconces
- Signage light

### ELECTRICAL SPECIFICATIONS

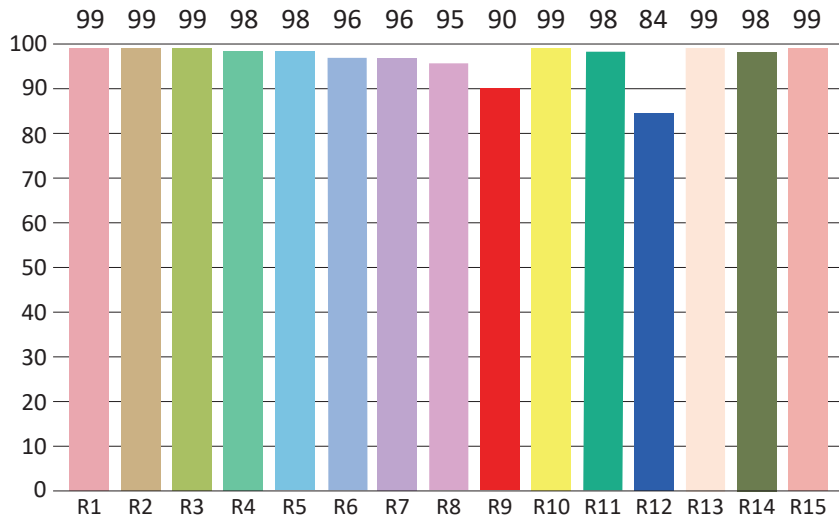
| Model #              | CRI | CCT   | Max. Wattage | Max. Forward Voltage | Typ. Forward Current |
|----------------------|-----|-------|--------------|----------------------|----------------------|
| QLUX10W350C28V30K9CR | 90+ | 3000K | 10W          | 28V                  | 350mA                |
| QLUX10W320C33V27K90C | 90+ | 2700K | 10W          | 33V                  | 320mA                |
| QLUX10W320C33V30K90C | 90+ | 3000K | 10W          | 33V                  | 320mA                |
| QLUX10W350C28V27K8CR | 80+ | 2700K | 10W          | 28V                  | 350mA                |
| QLUX10W350C28V27K9CR | 90+ | 2700K | 10W          | 28V                  | 350mA                |
| QLUX10W350C28V30K8CR | 80+ | 3000K | 10W          | 28V                  | 350mA                |
| QLUX10W350C28V30K9CR | 90+ | 3000K | 10W          | 28V                  | 350mA                |

\*The following are for QLUX10W350C28V30K9CR AT 28V, 350mA

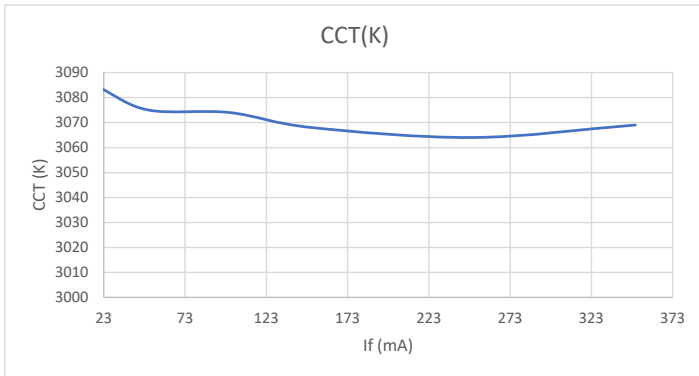
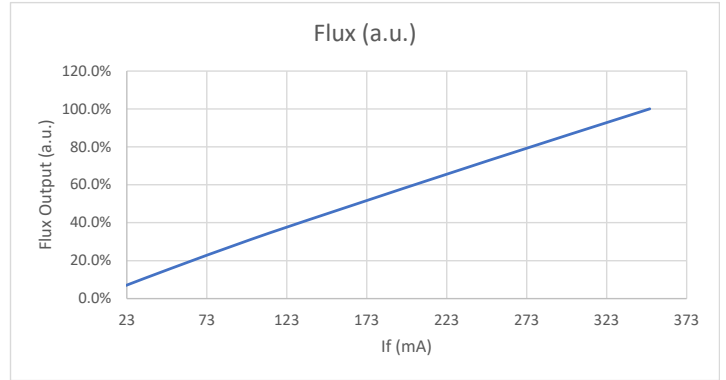
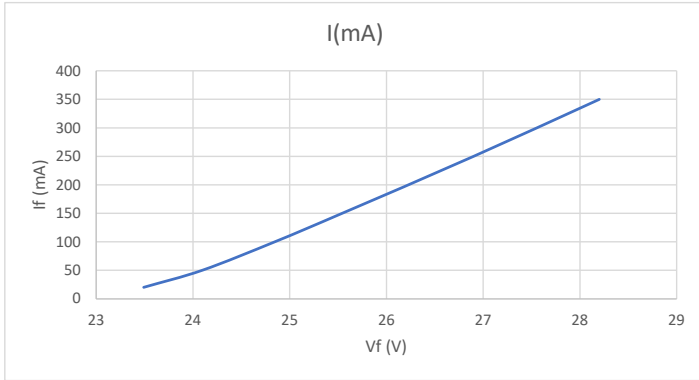
**Spectroradiometric Parameters**



**CRI TEST RESULTS**



|       |        |        |        |        |        |        |       |
|-------|--------|--------|--------|--------|--------|--------|-------|
| R1=99 | R2=99  | R3=99  | R4=98  | R5=98  | R6=96  | R7=96  | R8=95 |
| R9=90 | R10=99 | R11=98 | R12=84 | R13=99 | R14=98 | R15=99 | Re=96 |



## MECHANICAL SPECIFICATIONS

**Board Dimensions**  
83.90 X 41.95 X 3.50mm

