



75W DC Class 2 Power Supply
DS75W Aluminum Case Series 100-277V



Efficiency	higher than 85%
Power Factor	>95%
Case TC*	85C° Max
Protection	Input / Output
Storage	-40°C / +85C°
Humidity	95% RH max
IP Rating	IP 66
Class	Class 2 power supply
Dimming	0-10 Dimming
Optional Dimming	Phase Dimming



FEATURES

- UL8750, EN61347, UL1310, UL48, cUL, CE, TUV, KAMA, CQC compliant
- FCC Part 15/18 Class B and EN55015 compliant
- Meet the RoHS directive;IP66 compliant,
- Suitable for high-temperature, high-dust location
- Suitable for indoor or outdoor applications
- Suitable in standard electrical junction boxes
- Compact, lightweight
- Single output, ranged from 4VDC up to 114VDC
- Active PFC reduces power consumption
- Isolation between primary and secondary
- Exceeds California Title 24 requirements



ENVIRONMENTAL SPECIFICATIONS

1. Operating temperature: -30 to +60°C
2. Storage temperature range: -40 to +85°C
3. Humidity (non-condensing): 5% - 95%RH
4. Cooling: Free air cooling Convection
5. Vibration Frequency: 5-55Hz/2g, 30 minutes
6. Impact resistance: 1g/s
7. MTBF: 482,000 hours at full load and 40°C ambient conditions
8. LIFEL 500,000 hours at full load and 40°C ambient conditions
9. WARRANTY: 30,000 hours at full load and 40°C ambient conditions
10. EMC:

Compliant to CISPR 22 CLASS B, CISPR 14-1 CLASS B, GB4343. 1-2003, GB17625.1-2003

- Continuous interference voltage test conforming to GB4343-2003+A1, CISPR 14-1: 1997, EN55014-1:1997-5
- Intermittent interference voltage test conforming to GB4343-2003+A1, CISPR 14-1: 1997, EN55014-1:1997-5
- Interference power test conforming to GB4343-2003+A1, CISPR 14-1:1997, EN55014-1:1997-6
- Harmonic currents test conforming to GB4343-2003+A1, CISPR 14-1:EN 61000-3-2:1995
- RF Electromagnetic Field Immunity test conforming to GB/T13926.3, IEC61000-4-3, PrEN55014-2 Section 6.5
- Electrical fast transient/burst immunity test conforming to GB/T13926.4, IEC61000-4-4, PrEN55014-2 section 6.2
- Voltage dips and short interrupts immunity test conforming to IEC61000-4-11
- Voltage variations immunity test conforming to IEC61000-4-11
- Electrostatic discharge immunity test conforming to IEC61000-4-11

* Under confirmed thermal condition



ELECTRICAL SPECIFICATIONS

- Input range: 90 to 305VAC
- Frequency: 47- 63HZ
- Power Factor: > 95% at full load.
- Inrush current: < 30A at 25C, 230V, cold start.
- Input current: 0.8A at 120V
- Efficiency: Up to 92% typical at 230Vac Full Load.
- Maximum power: 75W
- Load regulation accuracy: $\pm 4\%$, Current accuracy: $\pm 3\%$
- Start-up delay: 1000 ms at Worst case.
- Turn-on overshoot in the output current: < 10%.
- Ripple & Noise: < 20% Peak-peak 20MHz Bandwidth.
- Optional DC Dimming control: 0-10Vdc, 2mA, 2-wire.
- Optional RD Dimming control: 3-wire 50K Ω Resistance Dimming.
- Leakage current: 400uA (typical).
- Hold up time: half cycle.
- Output over-voltage protection function: Less than 1.3 times the maximum output voltage.
- Output over-current protection: Less than 1.1 times the maximum output current.
- Output short circuit protection: Unlimited short-circuit, or long-term short-circuit, self-recovery after withdrawal.
- Energy Star: No-load power consumption less than the fixed type constant current 0.5W (at 120V input).

Constant Current						
Model #	Output Voltage Range	Output Constant Current	Current Accuracy	Power Factor	Output Power	Typical Efficiency
DS75W0350C	72~214V DC	350mA	$\pm 3\%$	95%	75W	92%
DS75W0530C	48~142V DC	530mA	$\pm 3\%$	95%	75W	92%
DS75W0700C	36~108V DC	700mA	$\pm 3\%$	95%	75W	91%
DS75W1050C	24~72V DC	1050mA	$\pm 3\%$	95%	75W	91%
DS75W1100C	22~68V DC	1100mA	$\pm 3\%$	95%	75W	91%
DS75W1330C	19~56V DC	1330mA	$\pm 3\%$	95%	75W	90%
DS75W1560C	16~48V DC	1560mA	$\pm 3\%$	95%	75W	90%
DS75W1740C	14~43V DC	1740mA	$\pm 3\%$	95%	75W	90%
DS75W2080C	12~36V DC	2080mA	$\pm 3\%$	95%	75W	89%
DS75W2670C	9~28V DC	2670mA	$\pm 3\%$	95%	75W	89%
DS75W3120C	8~24V DC	3120mA	$\pm 3\%$	95%	75W	88%
DS75W4160C	6~18V DC	4160mA	$\pm 3\%$	95%	75W	88%
DS75W5000C	5~15V DC	5000mA	$\pm 3\%$	95%	75W	87%
DS75W6250C	4~12V DC	6250mA	$\pm 3\%$	95%	75W	87%



Constant Voltage							
Model #	Output Voltage Current	Maximum Output Current	Minimum Output Current	Voltage Accuracy	Power Factor	Output Power	Typical Efficiency
DS75W214V	214V DC	350mA	20mA	±3%	95%	75W	92%
DS75W142V	142V DC	530mA	25mA	±3%	95%	75W	92%
DS75W108V	108V DC	700mA	40mA	±3%	95%	75W	91%
DS75W72V	72V DC	1050mA	60mA	±3%	95%	75W	91%
DS75W68V	68V DC	1100mA	80mA	±3%	95%	75W	91%
DS75W56V	56V DC	1330mA	100mA	±3%	95%	75W	90%
DS75W48V	48V DC	1560mA	120mA	±3%	95%	75W	90%
DS75W43V	43V DC	1740mA	140mA	±3%	95%	75W	90%
DS75W36V	36V DC	2080mA	150mA	±3%	95%	75W	89%
DS75W28V	28V DC	2670mA	180mA	±3%	95%	75W	89%
DS75W24V	24V DC	3120mA	200mA	±3%	95%	75W	88%
DS75W18V	18V DC	4160mA	230mA	±3%	95%	75W	88%
DS75W15V	15V DC	5000mA	260mA	±3%	95%	75W	87%
DS75W12V	12V DC	6250mA	300mA	±3%	95%	75W	87%

Note: Typical power factor measured at 220VAC input, full load. Maximum efficiency measured at 220VAC input, full load.

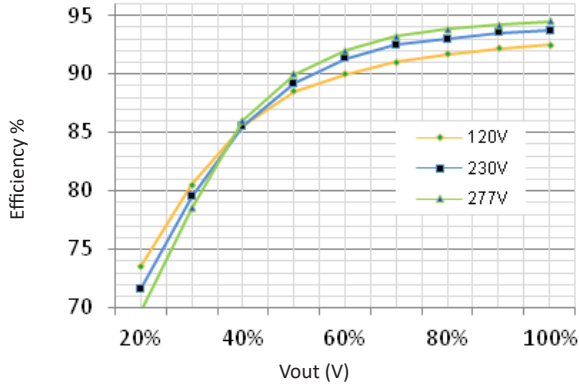
DIMMING OPTIONS

1. Optional DC Dimming control:
 - a. 0-10V DC Dimming Mode.
 - b. Input Voltage Range 0-10Vdc, Output constant current Adjustable range: 10%-MAX. When input >10V , Constant current output for maximum value. When input ≤ 0V (Include input open circuit), Constant current output for 10%.
 - c. Input impedance 5KΩ, dimming response time : 20ms.
 - d. Input Current: MAX. 2mA.

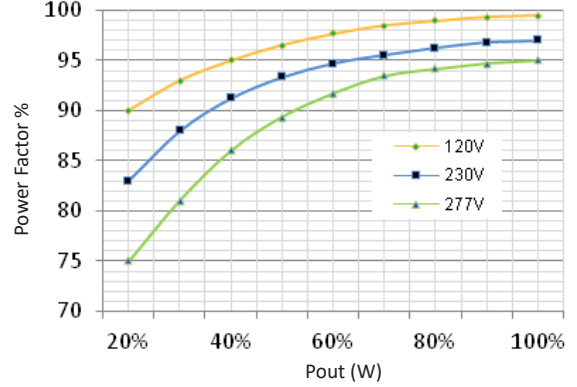


TECHNICAL SPECS.

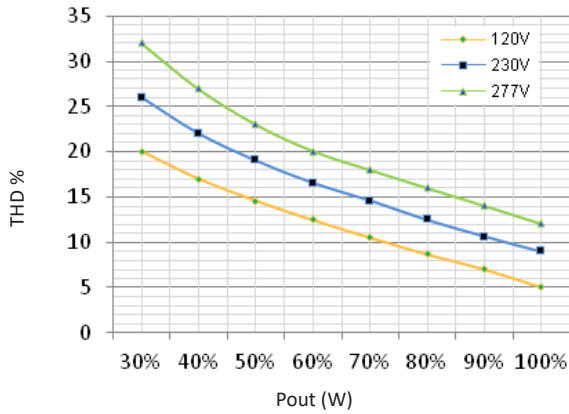
Efficiency vs. Vout at 80°C case



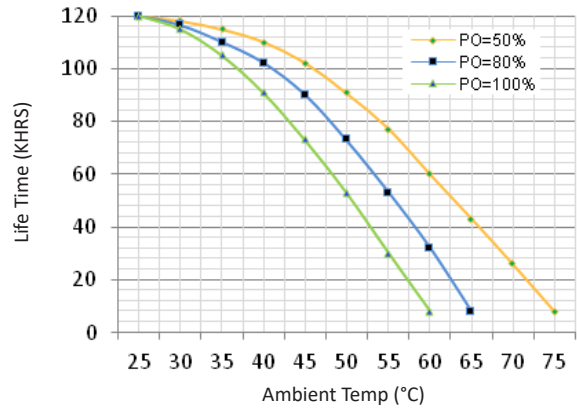
PF vs. Pout at 80°C case



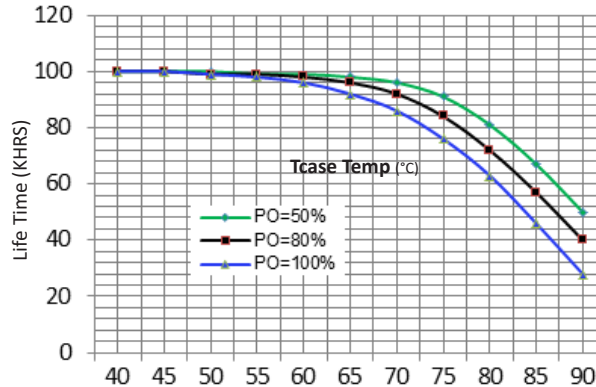
THD vs. Pout



Life Time vs. Ambient Temp



Life Time vs. Tcase Temp



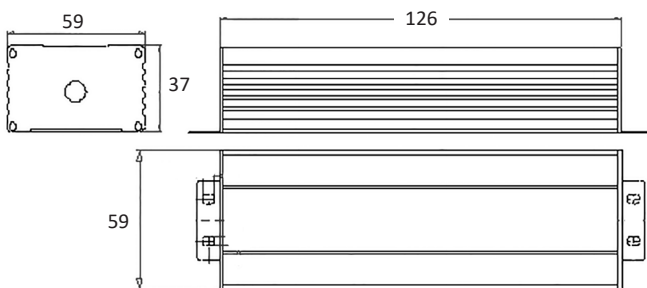
INSTALLATION SPECIFICATIONS

- Aluminum metal enclosure, Used with thermal conductivity and flame retardant glue potting.
- AC input for connection the three core ANSI/UL1015/AWG18 temperature 105 °C core copper wire connection, Cable Length: 150mm, Stripping on the tin: 10mm.
- DC output for connection the two core ANSI/UL1569/AWG14 temperature 105 °C core copper wire, Cable Length: 150mm, Stripping on the tin: 10mm.
- The dimmer control input is the two copper wires, ANSI/UL1569/AWG24 & temperature 105 ° C, Cable Length: 150mm, Stripping on the tin: 10mm.
- Where: 0-10V input — Purple wire, GND — Grey wire.
- This product has two $\Phi 3.6$ mm mounting holes.

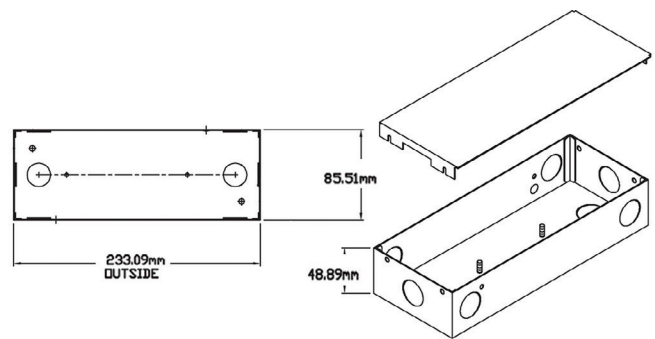
MECHANICAL SPECS.

Available Form Factors	Dimensions
"L2"	355X31X26mm
"L19"	126X59X37mm
Remote Enclosure	
"G2"	233.1X85.5X48.9mm
"G3"	280X103X56mm

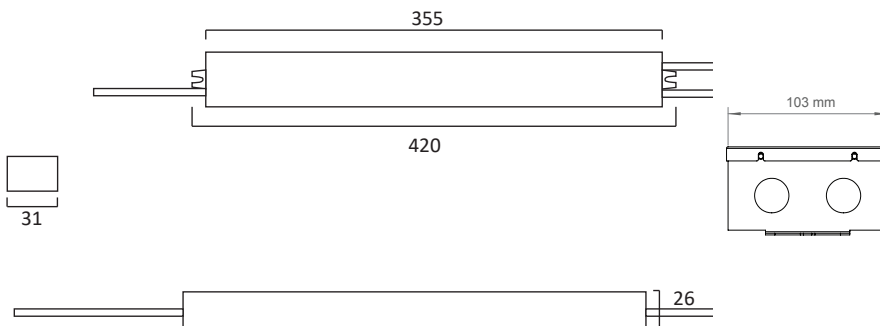
L19



G2



L2



G3 : -REO MODELS

