




L.T.F.

DOBi AC Line Voltage LED Boards



Dimmable 30W Round 228mm (OD) QLUXDOBAR22830W110LED DOBi Series

DOBi



Wattage	30W
Input	120V AC 50/60 Hz
CRI	90+
CCT Options	2500K - 4000K
Custom CCT	Available
Size	228mm (OD)
Dimming	ELV, Triac
Optional Dimming	0-10V
Beam Angle	160°



RoHS



FEATURES

- Exceeds California Title 24 requirements
- AC line voltage driver on board module;
No external drivers or transformers required
- High efficacy lumen output: > 80 lm/W
- Smooth dimming with ELV & Triac dimmers
- Optional 0-10V dimming
- 220-240V, 277V AC input with optional voltage converter
- LM-80 compliant LEDs

- High Color Rendering Index (CRI) Ra max. 98
- Tight binning 3 Step Mac Adam Ellipses
- Low heat generation, easy thermal management

APPLICATIONS

- New or retrofit OEM fixtures
- Indoor or outdoor applications
- Architectural and commercial
- Flush mount and recessed fixtures

AVAILABLE CONFIGURATIONS

Model Number	Suffix	CRI	CCT	Lumens
QLUXDOBAR22830W110LED	- 925	90+	2500K	2400lm
QLUXDOBAR22830W110LED	- 927		2700K	2500lm
QLUXDOBAR22830W110LED	- 930		3000K	2600lm
QLUXDOBAR22830W110LED	- 935		3500K	2700lm
QLUXDOBAR22830W110LED	- 940		4000K	2700lm

Custom CCT available

[1] Luminous flux and efficacy are typical value, measured by an integrated sphere at 25°C, tolerance: ± 10%;

[2] Ra/CRI is measured with tolerance: ± 2;

[3] Tolerance of power: ± 1W.

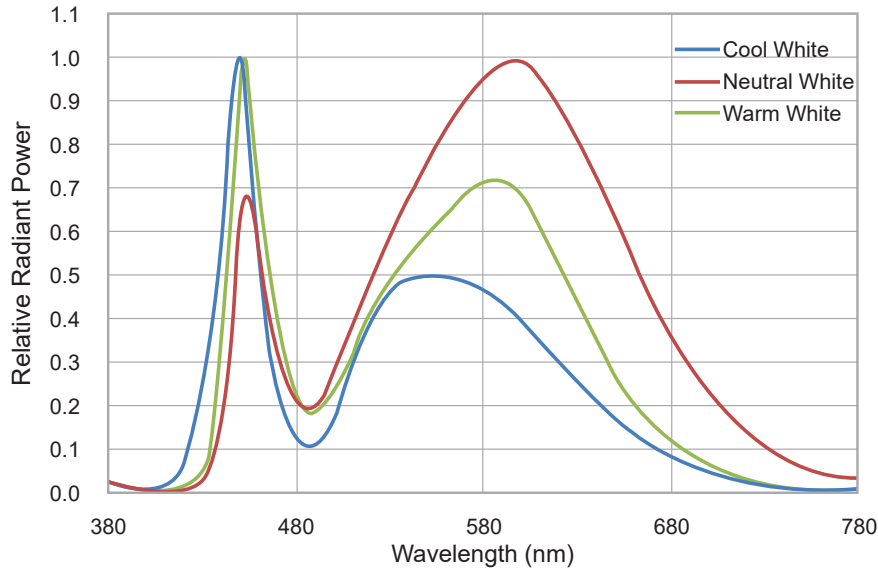


L.T.F.

DOBi AC Line Voltage LED Boards

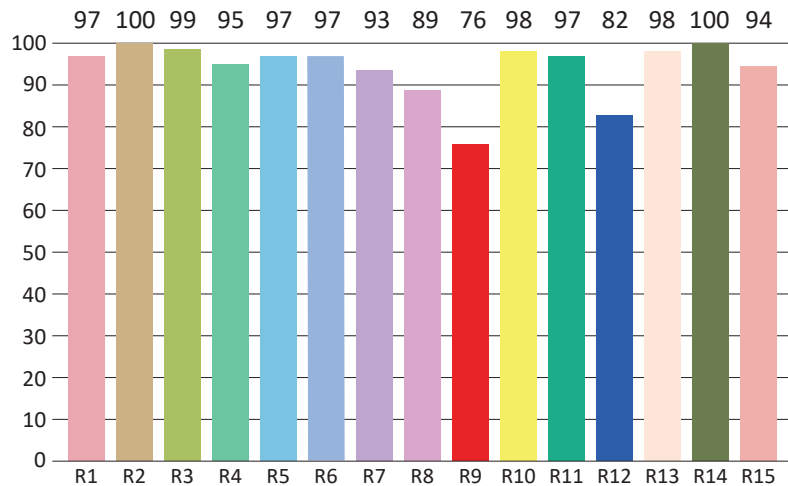
**Dimmable 30W Round 228mm (OD)
QLUXDOBAR22830W110LED DOBi Series**

SPECTRORADIOMETRIC CHARACTERISTICS



* Test result shown based on 3000 CCT

CRI TEST RESULTS



R1=97	R2=100	R3=99	R4=95	R5=97	R6=97	R7=93	R8=89
R9=76	R10=98	R11=97	R12=82	R13=98	R14=100	R15=94	

* Test result shown based on 3000 CCT



L.T.F.

DOBi AC Line Voltage LED Boards

Dimmable 30W Round 228mm (OD)
QLUXDOBAR22830W110LED DOBi Series

ABSOLUTE MAXIMUM RATINGS (Ta=25°C)

Parameter	Symbol	Value	Unit
Voltage	V in	132	Vac
LED Solder Temperature	Ts	-20~+85	°C
Storage Temperature	Tstg	-40~+100	°C
ESD Sensitivity (HBM)	---	±4000	V
Surge	---	1000	Vac

MECHANICAL SPECIFICATIONS

