



L.T.F

AC Line Voltage LED DOBi Board

15W California Title 24 Compliant
QLUXDOBAL29015W56LED DOBi Series



General Information	
Wattage	15W
CRI	92+
CCT	2700-5000K
Custom CCT	Available
Size	290mm x 40mm
Dimming	Triac & ELV
Beam Angle	160



RoHS



FEATURES

- Hot Spot Free Design
- Meets California Title 24 requirements
- Proprietary IC providing smooth & unified dimming
- High power factor PF>0.90, THD<20%
- Flicker free dimming
- Dimming range 5% - 100%
- Flicker index <0.1
- Triac dimming to comply with NEMA SSL-7A, down to 10%
- High color rendering index (90+ CRI)
- Excellent R1-R15 color rendering index values
- High efficacy lumen output; Up to 80lm/W

- LM-80 compliant LEDs
- Extra thin low profile
- Low heat generation, easy thermal management
- Easy to fit in new design or retrofit applications
- 277V option available

APPLICATIONS

- New or retrofit OEM fixtures
- Indoor or outdoor
- Architectural and commercial
- Ceiling lights
- Wall sconces
- Signage lights

AVAILABLE CONFIGURATIONS

Model Number	Suffix	CRI	CCT	Luminous Flux
QLUXDOBAL29015W56LED	-927	92+	2700K	1200 lm
QLUXDOBAL29015W56LED	-930	92+	3000K	1200 lm
QLUXDOBAL29015W56LED	-935	92+	3500K	1200 lm
QLUXDOBAL29015W56LED	-940	92+	4000K	1200 lm
QLUXDOBAL29015W56LED	-950	92+	5000K	1200 lm

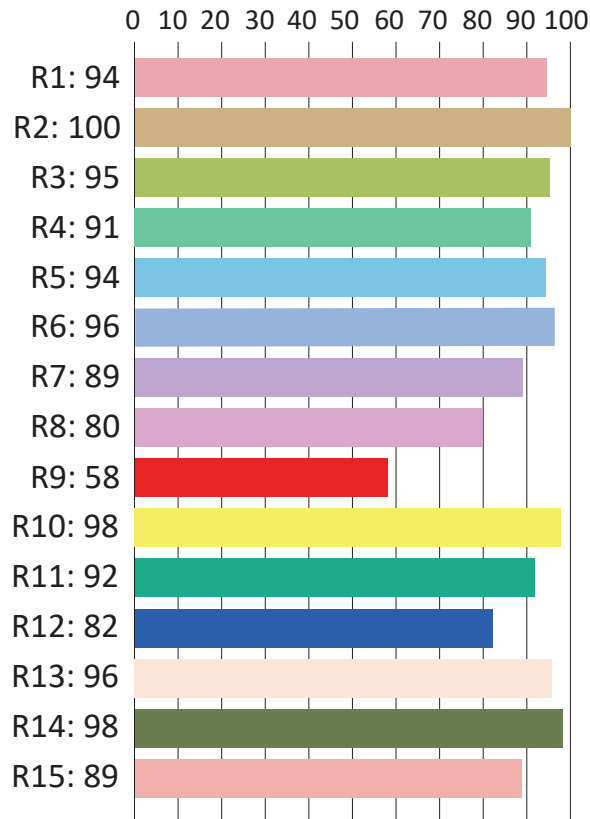
AC Line Voltage LED Boards- QLUXDOBAL29015W56LED



15W California Title 24 Compliant
QLUXDOBAL29015W56LED DOBi Series

CIE Colorimetric Parameters*	
Chromaticity Coordinates	x=0.4338 y=0.4018
CCT	3017K
Peak Wavelength	615nm
Dominant Wavelength	581nm
Rendering Index	92.2
Color Ratio	R=44.3%, G=47.0%, B=8.8%
Half Bandwidth	153.1nm
Color Purity	0.5145

CRI TEST RESULTS

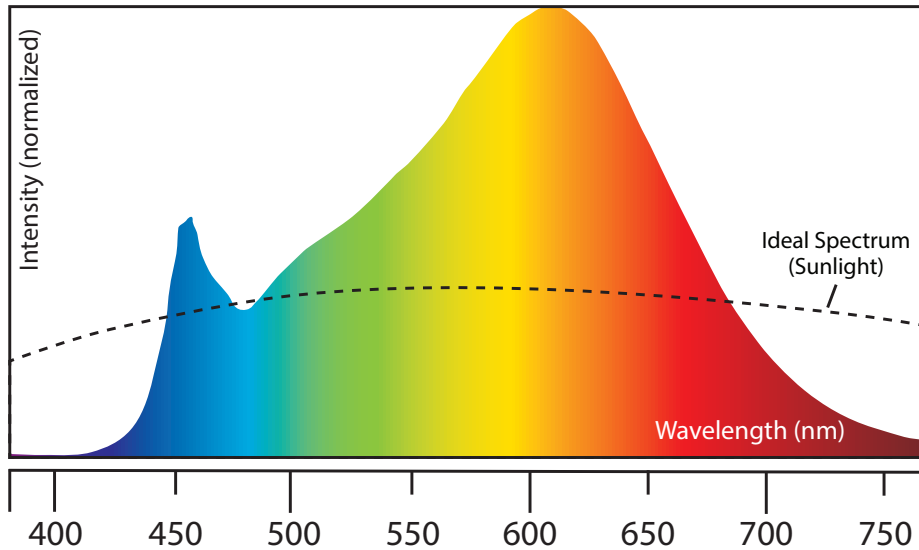


R1=94	R2=100	R3=95	R4=91	R5=94	R6=96	R7=89	R8=80
R9=58	R10=98	R11=92	R12=82	R13=96	R14=98	R15=89	

* Test result shown based on 3000 CCT, 92 CRI model



SPECTRORADIOMETRIC CHARACTERISTICS



Photometric Parameters*	
Luminous Flux:	1197 lm
Radiant Power:	4221mW
Efficacy:	≈ 79.8 lm/W

* Test result shown based on 3000 CCT, 92 CRI model

Electric Parameters	
Voltage	U=120V
Current	I= N/A
Power	P=15W
Power Factor	PF≈ 0.90

ABSOLUTE MAXIMUM RATINGS (Ta=25°C)

Parameter	Symbol	Value	Unit
Voltage	V in	132	Vac
LED Solder Temperature	Ts	-20~85	°C
Storage Temperature	Tstg	-40~+100	°C
ESD Sensitivity (HBM)	---	±4000	V
Surge	---	1000	Vac

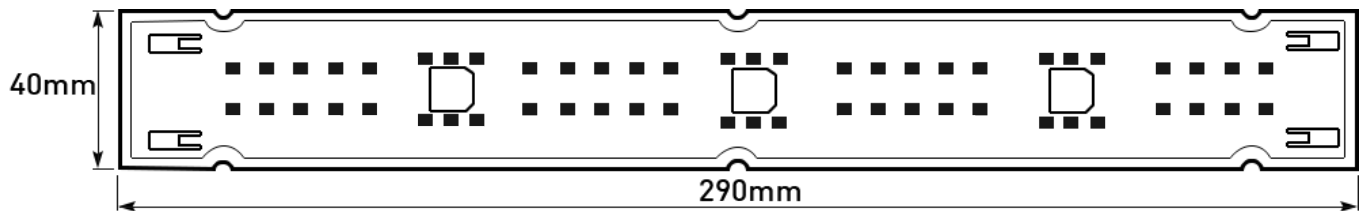
**L.T.F**

AC Line Voltage LED DOBi Board

15W California Title 24 Compliant
QLUXDOBAL29015W56LED DOBi Series



MECHANICAL SPECIFICATIONS



Precautions for use:

(1) Storage

To avoid the moisture penetration, we recommend store in a dry box with a desiccant . The recommended storage temperature range is 5C to 50C and a maximum humidity of RH50%.

(2) Use Precaution after Opening the Packaging as separation of the lens may affect the light output efficiency.

Pay attention to the following:

a. Recommend conditions after opening the package

- Sealing

- Temperature : 5 ~ 40° Humidity : less than RH30%

(3) Do not apply mechanical force or excess vibration during the cooling process to normal temperature after soldering.

(4) Radioactive exposure is not considered for the products listed here in.

(5) Gallium arsenide is used in some of the products listed in this publication. These products are dangerous if they are burned or shredded in the process of disposal. It is also dangerous to drink the liquid or inhale the gas generated by such products when chemically disposed of.

(6) This device should not be used in any type of fluid such as water, oil, organic solvent and etc. When washing is required, IPA (Isopropyl Alcohol) should be used.

(7) When the LEDs are in operation the maximum current should be decided after measuring the package temperature.

(8) LEDs must be stored properly to maintain the device. If the LEDs are stored for 3 months or more after being shipped from SSC, a sealed container with a nitrogen atmosphere should be used for storage.

(9) The appearance and specifications of the product may be modified for improvement without notice.

(10) Long time exposure of sunlight or occasional UV exposure will cause lens discoloration.

(11) VOCs (Volatile organic compounds) emitted from materials used in the construction of fixtures can penetrate silicone encapsulants of LEDs and discolor when exposed to heat and photonic energy. The result can be a significant loss of light output from the fixture.

Knowledge of the properties of the materials selected to be used in the construction of fixtures can help prevent these issues.

CAUTION!

- Turn the power off before installing LED to the proper constant current LED driver.
- Avoid short circuit, or drilling / cutting the LED board! It will damage its electrical circuit!